



## Gyprock Jointmaster™

Gyprock Jointmaster™ is a pre-mixed heavyweight topping compound developed to provide the perfect finish coat in a three-coat plasterboard jointing system. It is formulated to provide a smooth even finish with machine sanding, and excellent paintability.

## Recommended Use

Gyprock Jointmaster is used as a top coat in a three-coat plasterboard jointing system, suitable for finishing plasterboard and fibre cement joints, angles, and fastener heads in residential and commercial walls and ceilings. To achieve the ultimate joint finish, it is recommended Gyprock Jointmaster is used in conjunction with Gyprock Base Coats or All-Purpose compounds.

## Important

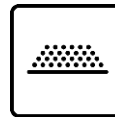
- Do not use Jointmaster for bedding tape or laminating plasterboard sheets.
- In wet area applications, topping compounds should not be used on areas to be tiled.
- Gyprock Jointmaster can be thinned sparingly with water if required.
- Do not apply a setting compound over Jointmaster
- Jointmaster should not be used when the interior lining temperature is less than 8°C.
- Ensure surfaces are clean from dust or dirt.
- Before use, remix to a smooth creamy consistency.
- Always use clean containers and equipment.
- Thoroughly clean tools after use.
- Replace lid when not in use.

## Storage

Store buckets of compound in a dry environment out of direct sunlight. Remove lid and stir prior to use. Unused product should be stored by resealing the original bucket. Remix prior to use. Discard if drying has commenced.



## Product Features



### Smooth Finish

Ideal for machine sanding and excellent paintability



### Pre-mixed

Smooth consistency is quick to prepare and easy to apply



### Versatile Application


Hand or machine tool applied



### Australian Made and Owned

Licensed by Australian Made Campaign Ltd

Gyprock Jointmaster Specifications	
Feature	Description
Colour	Off White
Coverage	10kg/100m <sup>2</sup>
Packaging	20kg Re-sealable pail
Shelf Life	12 months from date of manufacture
Specific Gravity	1.6-2.0
VOC Content (as specified by GBCA)	1g/L as VOC content per
Product Manufacture	Gyprock Jointmaster is manufactured by CSR Gyprock in Australia and made to stringent product specifications.

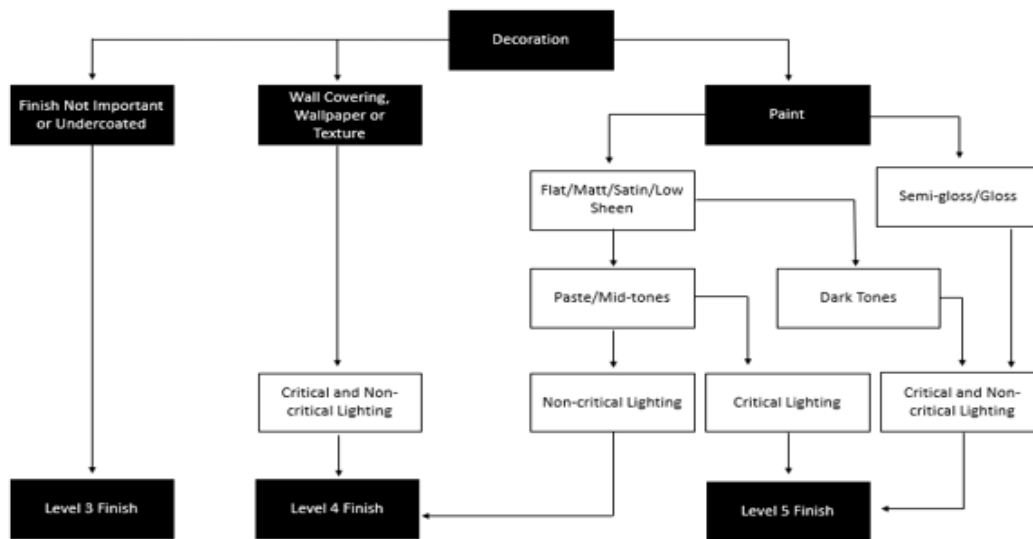


## Plasterboard Finishing

Jointing and finishing of Gyprock plasterboard interior installations is to be carried out in accordance with **FIGURE 1** and **TABLE 1** in this document, and the following details, so as to provide a smooth surface for decorating. Stopping and external corner beads are to be applied to all edges subject to damage. A Level 4 Finish is generally the accepted level of finish for residential construction as detailed in AS/NZS2589.1 and is also recommended for commercial construction. This requires a three-coat system, consisting of:

- Tape and tape coat
- Second coat and
- Finish (or topping) coat.

**FIGURE 1: SELECTING A LEVEL OF FINISH**



**TABLE 1: JOINTING COMPOUND SELECTION – HAND OR MECHANICAL**

Tape Coat Any of the following:		Second Coat Any of the following:		Finish Coat Any of the following:	
Product	Recoat Time	Product	Recoat Time	Product	Recoat Time
Base Coat 20*	35 mins	Base Coat 20*	35 mins	Jointmaster	24 hr
Base Coat 45*	60 mins	Base Coat 45*	60 mins	Ultra-Top	24 hr
Base Coat 60*	80mins	Base Coat 60*	80mins	Gold	24 hr
Base Coat 90*	120mins	Base Coat 90*	120mins	Easy-Finish	24 hr
Ultra-Base MR 60*	75 mins	Ultra-Base MR 60*	75 mins	Easy-Flow	24 hr
Easy Base	24 hr	Easy Base	24 hr	Less Mess Multi-Purpose	24 hr
Less Mess Multi-Purpose	24 hr	Less Mess Multi-Purpose	24 hr		
Easy-Flow	24 hr	Easy-Flow	24 hr		
Wet Area Base Coat	12-24 hr	Wet Area Base Coat	12-24 hr		

\*Setting type compound. Do not use a setting compound over a drying type compound.  
For protected exterior applications, use Wet Area Base Coat or Ultra-Base MR 60 for tape and second coat, followed by a Gyprock Finish Coat.

## Hand Application

1. Allow adequate time for the second coat to harden before applying the Gyprock Jointmaster final coat.
2. Using a 250mm or 300mm broadknife, apply a thin topping coat of Jointmaster wide enough to conceal the previously coated joint. Feather the edges of the compound with a trowel.
3. Using a 100mm broadknife, cover previously coated fastener heads, overlapping about 25mm.

## Machine Application

Apply a thin topping coat of Jointmaster using a 250mm or 300mm finishing box.

## Sanding

Allow Jointmaster to dry for at least 24 hours. Sand to a smooth finish using 180 grit sandpaper or 180-220 grit sanding mesh.

## Painting

Apply all paints in accordance with paint manufacturer's recommendations.

## Installing to Standards

Installing to Standards AS/NZS2589: Gypsum linings – Application and Finishing outlines the procedures for jointing and finishing of Gyprock plasterboard in conjunction with additional details contained in Gyprock Technical Literature.

## Health and Safety

Refer to the Safety Data Sheet for this product which is available from [www.gyprock.com.au](http://www.gyprock.com.au) or contact:

CSR Gyprock  
Triniti 3, 39 Delhi Rd, North Ryde NSW 2113  
Australia Phone: **131 744**  
New Zealand Phone: **0800 277 123**

## Resources

For further information on this product please visit [www.gyprock.com.au](http://www.gyprock.com.au) or refer to the Gyprock Red Book. For technical support, contact:

**DESIGNLINK™**

PHONE: 1800 621 117

## Manufactured For Life Warranty

Gyprock products are manufactured for life with all CSR products designed to achieve optimal performance when part of a CSR integrated system. Gyprock continues to lead the market with premium quality products which are the preferred choice of plastering professionals. Gyprock plasterboard products are manufactured to the Australian Standards AS2588 providing confidence in quality of product and support. For details on our product warranty, please log onto [www.gyprock.com.au/warranty](http://www.gyprock.com.au/warranty), or contact us on **1300 306 556**.



Licensed by Australian Made Campaign Limited to use the Australian Made Logo.



Verified by an independent conformity assessment body to meet the environmental, health and social/ethical criteria of the GECA Panel Boards standard



Gyprock plasterboard products are manufactured for life with all CSR products designed to achieve optimal performance when part of a CSR integrated system.