



Symphony™ Cornice

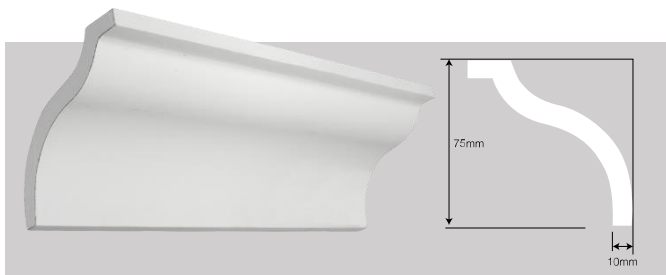
Symphony cornice is part of the Inspiration's range, featuring subtle curves, strong central shadow lines and a sharp upper step that effectively bridges the junctions between walls and ceilings. Its purpose extends beyond function, providing the perfect finishing touch to the aesthetic harmony of a home. Symphony's multidirectional smooth curves create an appealing wave effect that exudes elegance. When balanced with other interior design features such as architraves, skirting and even door hardware, cornice can help make a subtle or dramatic style statement in a home. Gyprock Symphony's curves and strong central step make it an ideal complement for a more dramatic effect.

Recommended Use


- Attractive junction for wall and ceiling applications.
- New residential and commercial construction.
- Formal interiors or traditional styled homes with lower ceilings seeking an elegant finish.
- Paired with Concerto cornice.

Design & Installation Considerations

Gyprock Cornice can be applied to Gyprock plasterboard, fibrous plaster or cement rendered surfaces. It is available in a range of profiles and styles that are lightweight and easy to install. Smaller profile sizes can improve the perception of height and space in rooms with lower ceilings. Larger profiles add grandeur and detail. A combination of profiles with similar styling adds detail to a home, and differentiates feature design zones from utility spaces. Symphony cornice is frequently partnered with more dramatic Concerto cornice to complement more formal and traditional interiors.

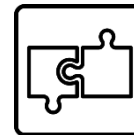


Product Features



75mm Profile

Streamlined profile for subtle elegance.



Pairing

Combine with a feature profile for added interest.



25 Year Warranty

Manufactured for life to provide confidence in quality of product and support.



Australian Made

Licensed by Australian Made Campaign Ltd.



Installation

These details are specific to cornice installation. Gyprock Cornice Cement 45/60/90 is formulated for adhesion of cornice to plasterboard surfaces. Gyprock Masonry Adhesive is recommended for installing cornice on to highly absorbent surfaces or to materials other than plasterboard.

When used in hot and dry conditions, the water in the mix of cornice cements can evaporate or be absorbed into the dry lining surfaces. This situation may lead to the cement not setting correctly and lacking in strength.

In severe drying conditions, mix only small quantities of cement and allow to stand for 10-15 minutes to ensure setting occurs quickly after application. Depending on the severity of the drying conditions, contact surfaces may require dampening with a water brush before applying cement.

Installing to Standards

Installing to Standards AS/NZS2589: Gypsum linings – Application and Finishing outlines the procedures for jointing and finishing of Gyprock plasterboard in conjunction with additional details contained in Gyprock Technical Literature.

Resources

For further information on this product please visit www.gyprock.com.au or refer to the Gyprock Red Book Residential and Commercial Installation Guides. For technical support, contact:

DESIGNLINK™

PHONE: 1800 621 117

Manufactured For Life Warranty

Gyprock products are manufactured for life with all CSR products designed to achieve optimal performance when part of a CSR integrated system. Gyprock continues to lead the market with premium quality products which are the preferred choice of plastering professionals. Gyprock plasterboard products are manufactured to the Australian Standards AS2588 providing confidence in quality of product and support. For details on our product warranty, please log onto www.gyprock.com.au/warranty, or contact us on **1300 306 556**.

Licensed by Australian Made Campaign Limited to use the Australian Made Logo.



Gyprock plasterboard products are manufactured for life with all CSR products designed to achieve optimal performance when part of a CSR integrated system.

Symphony Cornice Specifications	
Feature	Description
Width	75mm
Length	4800mm
Coverage	12kg of Gyprock Cornice Cement will fix approximately 100 metres of cornice.

Storage

Protect cornice from weather and moisture. Avoid products sagging by storing horizontally, supported on a level platform or full-width support members spaced at max. 600mm centres.

Health and Safety

For further information refer to the Safety Data Sheet for this product which is available from www.gyprock.com.au or contact:

CSR Gyprock
Triniti 3, 39 Delhi Rd, North Ryde NSW 2113
Australia Phone: **131 744**
New Zealand Phone: **0800 277 123**