



## Gyprock Rapid Set

Specially formulated for use in Western Australia, Rapid Set is a quick drying all-purpose jointing compound for use on small-scale jointing jobs and patching.

## Recommended Use

Gyprock Rapid Set is a plaster based, low VOC compound in powder form that is used for all three coats in a three-coat plasterboard jointing system or as a base coat only. It is suitable for use on plasterboard and fibre cement in smaller residential and commercial wall and ceiling projects. Its rapid setting time makes it ideal for patching holes and repairing defects. To achieve the ultimate joint finish, it is recommended Gyprock Rapid Set is used for all three coats or in conjunction with a Gyprock Topping compound when it has been applied as a base coat.

## Important

- Do not use Gyprock Rapid Set for larger scale projects.
- Allow Gyprock Rapid Set to set completely in between coat applications.
- The use of another topping compound will lengthen drying time to 24 hours.
- Gyprock Rapid Set is designed for hand application.
- If jointing must be carried out during severe drying conditions, only small quantities of compound should be mixed
- Always use clean containers and equipment
- Thoroughly clean tools after use.
- Ensure surfaces are free from dust or dirt.

## Storage

Store plaster in a dry place. Do not place bags directly on concrete floors or damp ground. Long term storage may affect the plaster setting times and finish quality.

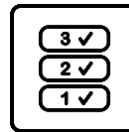


## Product Features



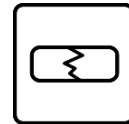
### Rapid Setting Time

Defined 20 minute working time



### All-Purpose

Used for all coats in a three-coat jointing system



### Repairs and Maintenance

Ideal for patching holes, nicks and cracks in existing or new plasterboard



### Australian Made and Owned

Licensed by Australian Made Campaign Ltd

Gyprock Rapid Set Specifications	
Feature	Description
Colour	Off white
Packaging	10kg non resealable bag
Shelf Life	12 months from date of manufacture
Specific Gravity	2.3 – 2.4
VOC Content (as specified by GBCA)	2g/L as VOC content per material
Product Manufacture	Gyprock Rapid Set is manufactured by CSR Gyprock in Australia and made to stringent product specifications.

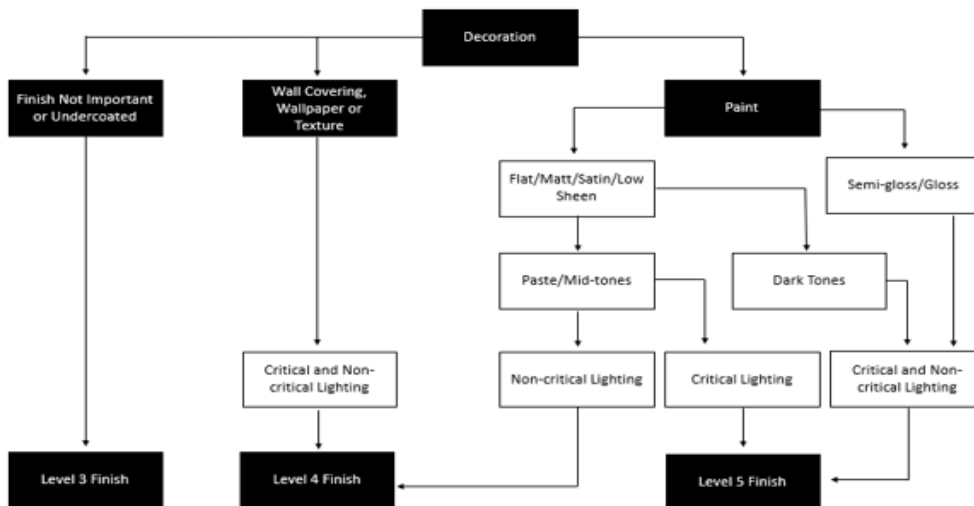


## Plasterboard Finishing

Jointing and finishing of Gyprock plasterboard interior installations with Gyprock Rapid Set is to be carried out in accordance with **FIGURE 1** and **TABLE 1** in this document, and the following details, so as to provide a smooth surface for decorating. Stopping and external corner beads are to be applied to all edges subject to damage. A Level 4 Finish is generally the accepted level of finish for residential construction as detailed in AS/NZS2589.1 and is also recommended for commercial construction. This requires a three-coat system, consisting of:

- Tape and tape coat
- Second coat and
- Finish (or topping) coat.

**FIGURE 1: SELECTING A LEVEL OF FINISH**



**TABLE 1: JOINTING COMPOUND SELECTION – HAND OR MECHANICAL APPLICATION**

Tape Coat Any of the following:		Second Coat Any of the following:		Finish Coat Any of the following:	
Product	Recoat Time	Product	Recoat Time	Product	Recoat Time
Base Coat 20*	35 mins	Base Coat 20*	35 mins	Jointmaster	24 hr
Base Coat 45*	60 mins	Base Coat 45*	60 mins	Ultra-Top	24 hr
Base Coat 60*	80mins	Base Coat 60*	80mins	Gold	24 hr
Base Coat 90*	120mins	Base Coat 90*	120mins	Easy-Finish	24 hr
Ultra-Base MR 60*	75 mins	Ultra-Base MR 60*	75 mins	Easy-Flow	24 hr
Easy Base	24 hr	Easy Base	24 hr	Less Mess Multi-Purpose	24 hr
Less Mess Multi-Purpose	24 hr	Less Mess Multi-Purpose	24 hr		
Easy-Flow	24 hr	Easy-Flow	24 hr		
Wet Area Base Coat	12-24 hr	Wet Area Base Coat	12-24 hr		

\*Setting type compound. Do not use a setting compound over a drying type compound.  
For protected exterior applications, use Wet Area Base Coat or Ultra-Base MR 60 for tape and second coat, followed by a Gyprock Finish Coat.



## Hand Application

### First coat

1. Fill recess even and fully with compound
2. Bed in Gyprock Perforated Paper tape centrally over the joint and cover lightly with compound. Apply at least 1mm thickness of compound under the tape.
3. Bed tapes to butt joints and internal corner angles. Apply at least 1mm thickness of compound under the tape.
4. Cover all metal corner beads and fastener heads.
5. Allow compound to set and harden for at least 30 minutes before recoating.

### Second Coat

1. Apply a second coat of Gyprock Rapid Set to
  - (a) Recessed edge joints to a width of about 180mm
  - (b) Butt joints to a width of about 400mm
  - (c) Metal corner beads to a width of about 200mm
  - (d) Fastener heads
2. Allow compound to set and harden before recoating. Ideally, the joint should be fully dry before the final coat is applied.

### Finishing Coat

Apply a thin coat of Gyprock Rapid Set or any Gyprock topping or all-purpose compound. Allow approximately 24 hours for it to dry.

## Sanding

Allow approximately 24 hours for drying before sanding. Sand to a smooth finish using 180 grit sandpaper or 180-220 grit sanding mesh.

## Painting

Apply all paints in accordance with paint manufacturer's recommendations.

## Installing to Standards

Installing to Standards AS/NZS2589: Gypsum linings – Application and Finishing outlines the procedures for jointing and finishing of Gyprock plasterboard in conjunction with additional details contained in Gyprock Technical Literature.

## Health and Safety

Refer to the Safety Data Sheet for this product which is available from [www.gyprock.com.au](http://www.gyprock.com.au) or contact:

CSR Gyprock  
Trinity 3, 39 Delhi Rd, North Ryde NSW 2113  
Australia Phone: **131 744**  
New Zealand Phone: **0800 277 123**

## Resources

For further information on this product please visit [www.gyprock.com.au](http://www.gyprock.com.au) or refer to the Gyprock Red Book. For technical support, contact:

**DESIGNLINK™**

PHONE: 1800 621 117

## Manufactured For Life Warranty

Gyprock products are manufactured for life with all CSR products designed to achieve optimal performance when part of a CSR integrated system. Gyprock continues to lead the market with premium quality products which are the preferred choice of plastering professionals. Gyprock plasterboard products are manufactured to the Australian Standards AS2588 providing confidence in quality of product and support. For details on our product warranty, please log onto [www.gyprock.com.au/warranty](http://www.gyprock.com.au/warranty), or contact us on **1300 306 556**.



Licensed by Australian Made Campaign Limited to use the Australian Made Logo.



Gyprock plasterboard products are manufactured for life with all CSR products designed to achieve optimal performance when part of a CSR integrated system.